


XZS65 Stainless steel centrifugal pump monobloc



Application

- The XZS standardized monobloc centrifugal pump is a new generation of centrifugal pump dedicated to conveying water and various industrial fluids. This pump is suitable for various temperatures, flow rates and pressures. It is manufactured using advanced technologies.
- Drinking water supply, filtration and overpressure of water.
- Industrial pressurization, flow dampening system, cleaning system
- Transport of industrial liquids, hot water supply, condensing system, cooling system, air conditioning system.
- Water treatment, water distillation system, separator, swimming pool
- Irrigation
- Petrochemical and medical industries, etc ...

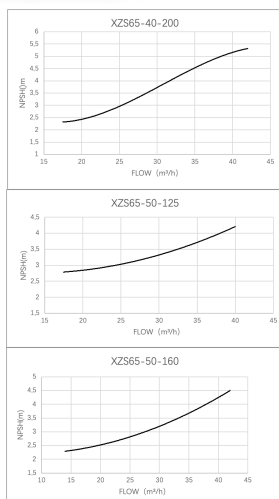
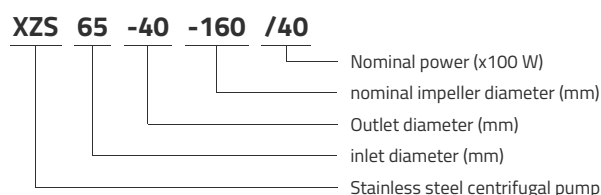
Pompe

- Conditions of use: Clear, non-flammable and non-explosive liquid, without particles or fibers
- Liquid temperature: from -15 °C to +90 °C
- Nominal flow entre 0.7 and 132 m³/h
- HMT between 9 and 58 m
- pH between 3 and 9
- Carbon / SiC / NBR mechanical seal

Moteur

- Protection class: IP55
- Maximum ambient temperature: +40°
- Maximum working pressure: 10 bars

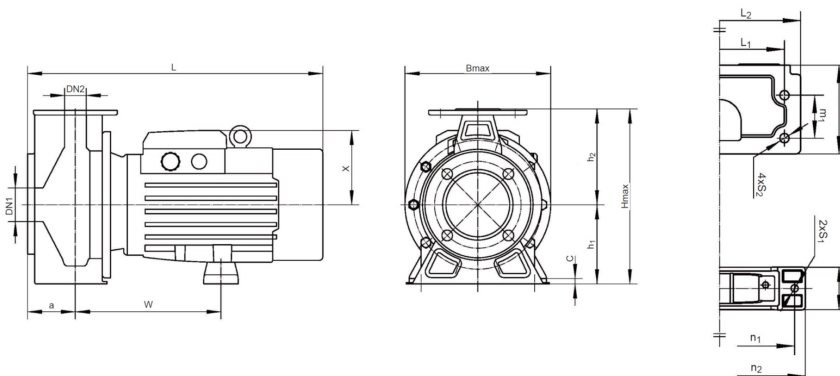
Identification codes



Technical data

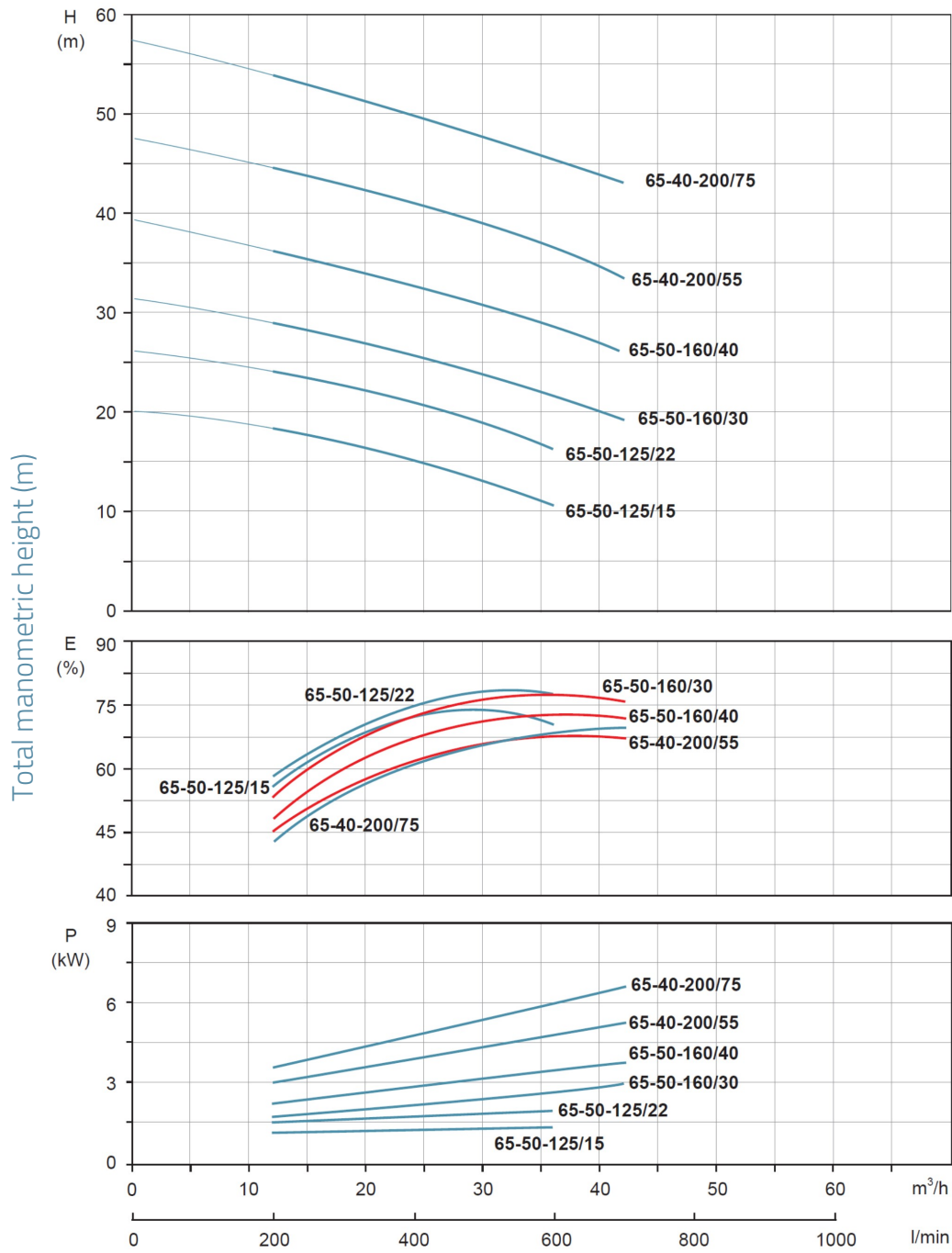
MODEL	kW	Q (m ³ /h)	0	12	18	20	22	24	27	30	36	42
		Q (l/min)	0	200	300	333	367	400	450	500	600	700
XZS65-40-200/55	5.5		47	43	42.5	42	41.5	41	40.5	39	37	33
XZS65-40-200/75	7.5		57	53	52.5	52	51	50	49	48	46.5	44.5
XZS65-50-125/15	1.5		20	19	18	17	16.5	15	14	12.5	10	
XZS65-50-125/22	2.2		26	23.5	22.5	22	21.5	21	20.5	19.5	16.5	
XZS65-50-160/30	3		31	29	27.5	27	26.5	25.5	25	24	22	19
XZS65-50-160/40-E-380V	4		39	35.5	34.5	34	33.5	32.5	32	31	29	26
XZS65-50-160/40 IE2	4		39	35.5	34.5	34	33.5	32.5	32	31	29	26
XZS65-50-160/40 IE3	4		39	35.5	34.5	34	33.5	32.5	32	31	29	26

Dimensions



MODEL	DN1	DN2	a	w	L1	L2	m1	m2	n1	n2	h1	h2	S1	S2	B	C	X	Bmax	Hmax	L
XZS65-40-200/55	65	40	100	246	212	265	70	146	245	280	160	180	12	15	70	15	142	295	340	563
XZS65-40-200/75	65	40	100	246	212	265	70	146	245	280	160	180	12	15	70	15	142	295	340	563
XZS65-50-125/15	65	50	80	205	160	210	70	121	205	240	112	140	12	15	65	12	127	240	252	475
XZS65-50-125/22	65	50	80	205	160	210	70	121	205	240	112	140	12	15	65	12	127	240	252	475
XZS65-50-160/30	65	50	80	244	190	240	70	123	225	260	132	160	12	15	75	15	124	260	292	492
XZS65-50-160/40-E-380V	65	50	80	244	190	240	70	123	225	260	132	160	12	15	75	15	124	260	292	492
XZS65-50-160/40 IE2	65	50	80	244	190	240	70	123	225	260	132	160	12	15	75	15	124	260	292	492
XZS65-50-160/40 IE3	65	50	80	244	190	240	70	123	225	260	132	160	12	15	75	15	124	260	292	492

Hydraulic performance



Exploded view

No.	Type	Materials
1	Pump body	austenitic stainless steel
2	Impeller	austenitic stainless steel
3	O-ring	nitrile rubber (NBR)
4	Lantern	cast iron HT200
5	Oil seal	
6	Bearing	
7	Rotor	
8	Base	cast iron HT200
9	Bearing	
10	Oil seal	
11	Fan	polypropylene
12	Fan cover	Ø8F steel
13	Rear cover	cast aluminum ZL102
14	Nameplate	austenitic stainless steel
15	Stator	
16	Electric box cover	cast aluminum ZL102
17	Terminal board	
18	Cable gland	
19	Pump bottom	austenitic stainless steel
20	Mechanical seal	silicon carbide / graphite

